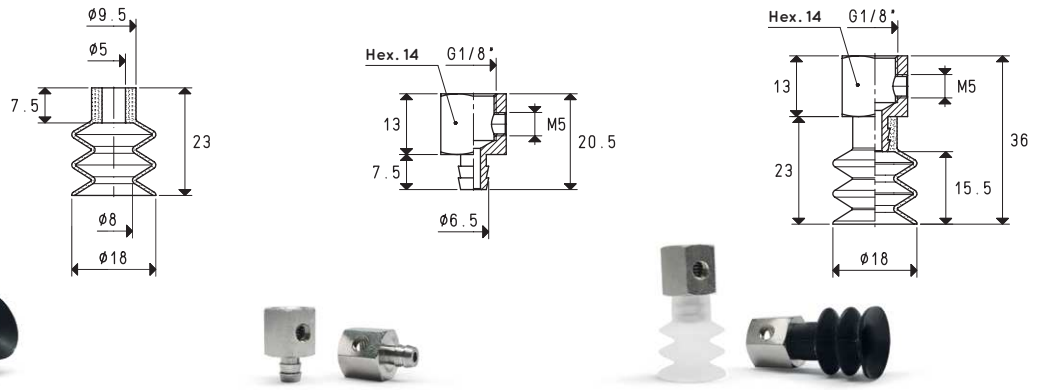
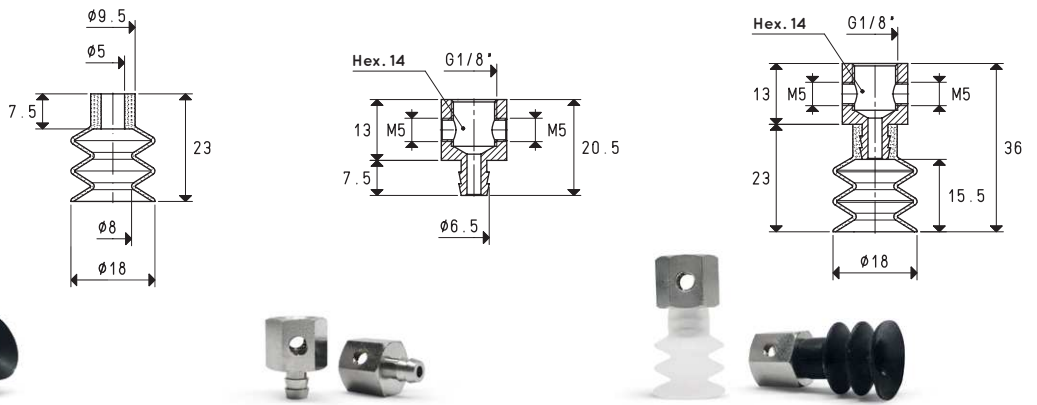


SPECIAL BELLOWS CUPS WITH SUPPORTS



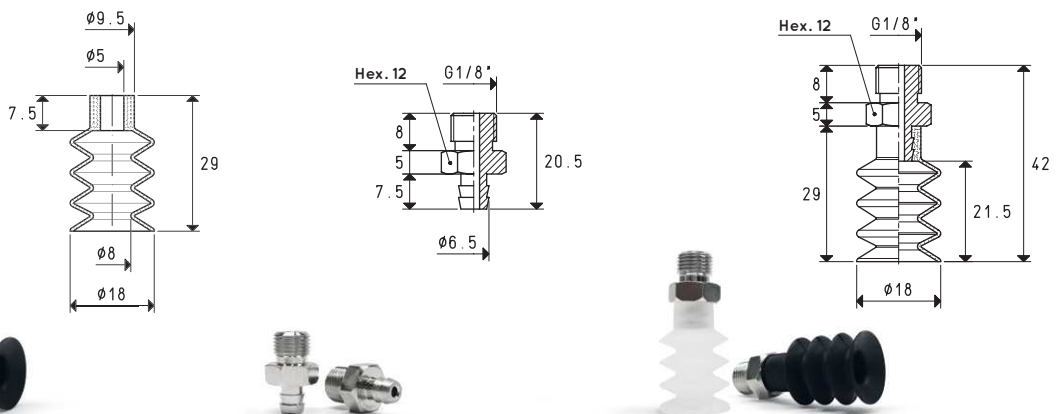
Vacuum cup item	Force Kg	Bellows stroke mm	Volume cm ³	Support item	Support material	Weight g	Vacuum cup with support item	Weight g
01 18 23 *	0.63	11	1.8	00 08 65	brass	13.7	08 18 24 F *	15.2

* Complete the code indicating the compound: A= oil-resistant rubber; N= natural para rubber; S= silicon



Vacuum cup item	Force Kg	Bellows stroke mm	Volume cm ³	Support item	Support material	Weight g	Vacuum cup with support item	Weight g
01 18 23 *	0.63	11	1.8	00 08 66	brass	13.5	08 18 26 F *	15.0

* Complete the code indicating the compound: A= oil-resistant rubber; N= natural para rubber; S= silicon



Vacuum cup item	Force Kg	Bellows stroke mm	Volume cm ³	Support item	Support material	Weight g	Vacuum cup with support item	Weight g
01 18 29 *	0.63	15	2.5	00 08 67	brass	11.4	08 18 29 *	13.2

* Complete the code indicating the compound: A= oil-resistant rubber; N= natural para rubber; S= silicon

Note: The force of the vacuum cups indicated in the table represents 1/3 of the value of the theoretical force calculated at a level of vacuum of -75 KPa and a factor of safety 3.

Transformation ratio: N (newton) = Kg x 9.81 (force of gravity)

$$\text{inch} = \frac{\text{mm}}{25.4}; \text{pounds} = \frac{\text{g}}{453.6} = \frac{\text{Kg}}{0.4536}$$

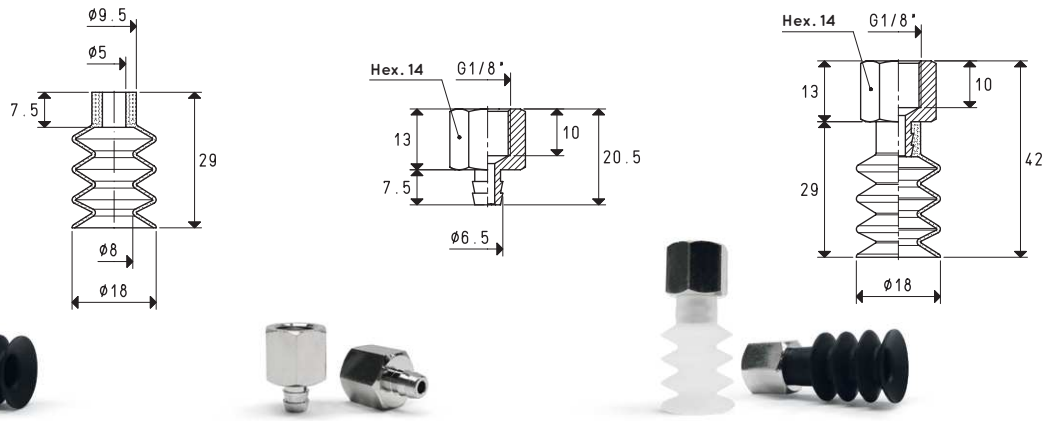
Adapters for GAS - NPT threading available on page 1.130



SPECIAL BELLOWS CUPS WITH SUPPORTS

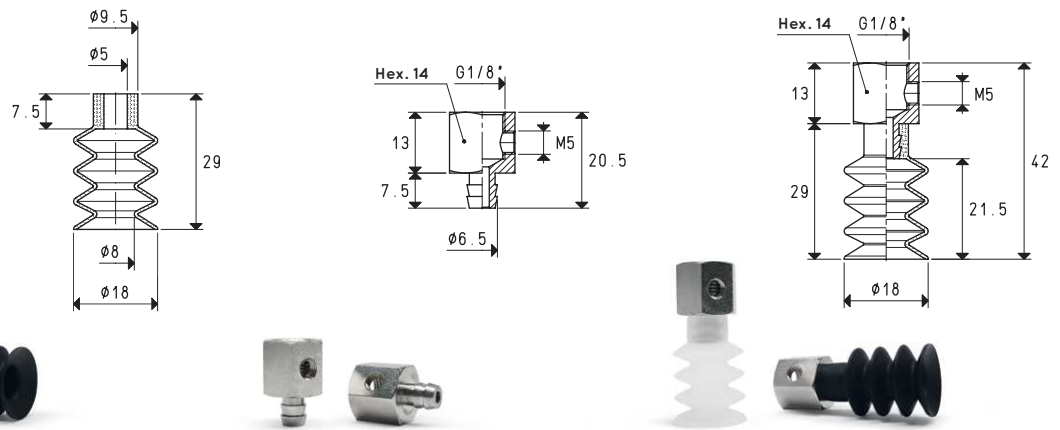
3D drawings are available on vuotecnica.net

1



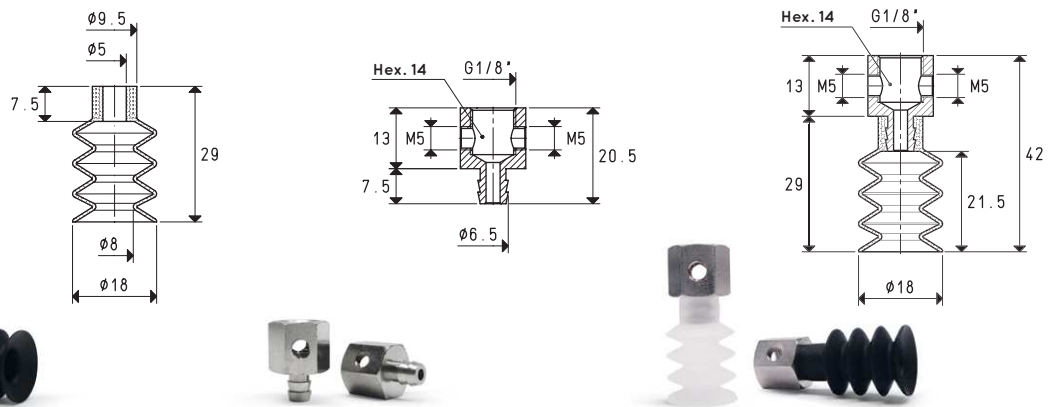
Vacuum cup item	Force Kg	Bellows stroke mm	Volume cm ³	Support item	Support material	Weight g	Vacuum cup with support item	Weight g
01 18 29 *	0.63	15	2.5	00 08 64	brass	13.9	08 18 29 F *	15.7

* Complete the code indicating the compound: A= oil-resistant rubber; N= natural para rubber; S= silicon



Vacuum cup item	Force Kg	Bellows stroke mm	Volume cm ³	Support item	Support material	Weight g	Vacuum cup with support item	Weight g
01 18 29 *	0.63	15	2.5	00 08 65	brass	13.7	08 18 30 F *	15.5

* Complete the code indicating the compound: A= oil-resistant rubber; N= natural para rubber; S= silicon



Vacuum cup item	Force Kg	Bellows stroke mm	Volume cm ³	Support item	Support material	Weight g	Vacuum cup with support item	Weight g
01 18 29 *	0.63	15	2.5	00 08 66	brass	13.5	08 18 31 F *	15.3

* Complete the code indicating the compound: A= oil-resistant rubber; N= natural para rubber; S= silicon

Note: The force of the vacuum cups indicated in the table represents 1/3 of the value of the theoretical force calculated at a level of vacuum of -75 KPa and a factor of safety 3.

Transformation ratio: N (newton) = Kg x 9.81 (force of gravity)

inch = $\frac{\text{mm}}{25.4}$; pounds = $\frac{\text{g}}{453.6} = \frac{\text{Kg}}{0.4536}$

Adapters for GAS - NPT threading available on page 1.130