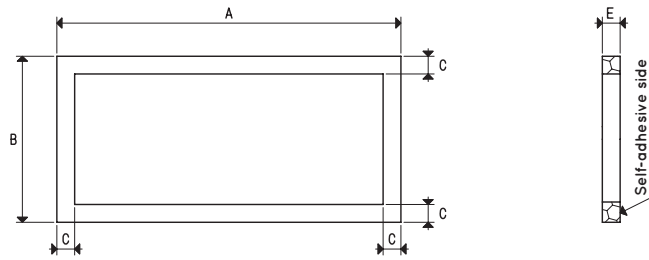




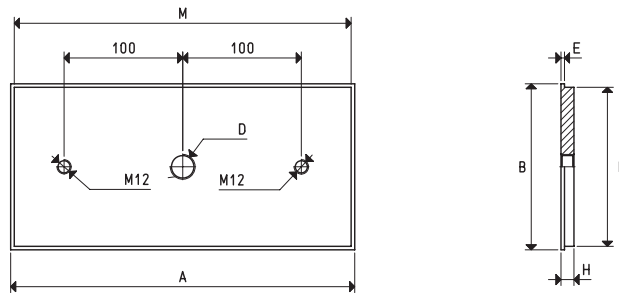
# RECTANGULAR FLAT FOAM RUBBER VACUUM CUPS WITH SUPPORTS



## VACUUM CUPS

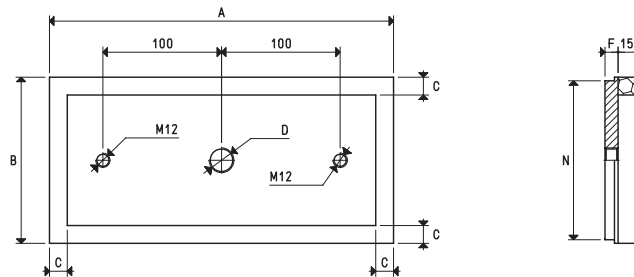
Item	Force Kg	Volume cm <sup>3</sup>	A	B	C	E
01 290 68 *	25	152.6	290	68	15	15
01 290 140 *	72	434.5	290	140	15	15

\* Complete the code indicating the compound: OF= geranium foam rubber; NF= neoprene foam rubber



## SUPPORTS

Item	A	B	D Ø	E	H	M	N	Support material	For vacuum cup item	Weight Kg
00 08 116	290	68	G3/8"	3	11	284	62	aluminium	01 290 68	0.53
00 08 117	290	140	G1/2"	3	11	284	134	aluminium	01 290 140	1.13



## VACUUM CUPS WITH SUPPORT

Item	Force Kg	A	B	C	D Ø	F	N	Vacuum cup item	Support item	Weight Kg
08 290 68 *	25	290	68	15	G3/8"	11	62	01 290 68	00 08 116	0.56
08 290 140 *	72	290	140	15	G1/2"	11	134	01 290 140	00 08 117	1.15

\* Complete the code indicating the compound: OF= geranium foam rubber; NF= neoprene foam rubber

Note: The force of the vacuum cups indicated in the table represents 1/3 of the value of the theoretical force calculated at a level of vacuum of -75 KPa and a factor of safety 3.

Transformation ratio: N (newton) = Kg x 9.81 (force of gravity)

inch =  $\frac{\text{mm}}{25.4}$ ; pounds =  $\frac{\text{g}}{453.6} = \frac{\text{Kg}}{0.4536}$

Adapters for GAS - NPT threading available on page 1.130