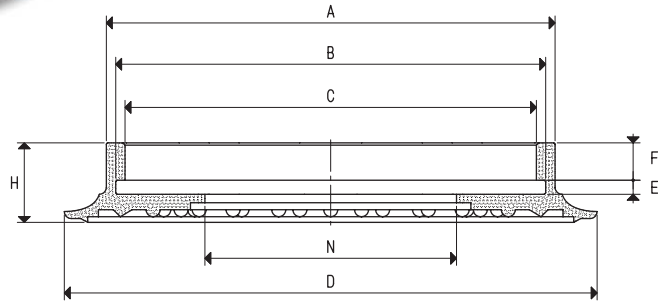


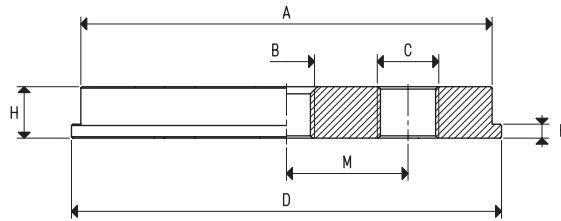
ROUND FLAT VACUUM CUP WITH SUPPORTS



VACUUM CUP

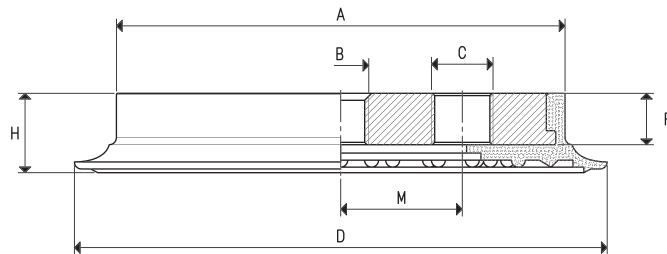
Item	Force Kg	Volume cm ³	A Ø	B Ø	C Ø	D Ø	E	F	H	N Ø
01 150 10 *	45.00	75.7	133	125	118	154	4	11	23	64

* Complete the code indicating the compound: A= oil-resistant rubber; N= natural para rubber; S= silicon



SUPPORTS

Item	A Ø	B Ø	C Ø	D Ø	E	H	M	For vacuum cup item	Support material	Weight g
00 08 35	120	M12	--	127	4	15	--	01 150 10	aluminium	471.3
00 08 107	120	M12	G3/8"	127	4	15	30	01 150 10	aluminium	476.9
00 08 119	120	G3/8"	--	127	4	15	--	01 150 10	aluminium	478.9
00 08 145	120	G3/8"	G3/8"	127	4	15	27	01 150 10	aluminium	471.9
00 06 15	120	M12	G1/4"	127	4	15	30	01 150 10	aluminium	476.3



VACUUM CUPS WITH SUPPORT

Item	Force Kg	A Ø	B Ø	C Ø	D Ø	F	H	M	Vacuum cup item	Support item	Weight g
08 150 10 *	45.00	135	M12	--	154	15	23	--	01 150 10	00 08 35	583.3
08 150 12 *	45.00	135	M12	G3/8"	154	15	23	30	01 150 10	00 08 107	588.9
08 150 13 *	45.00	135	G3/8"	--	154	15	23	--	01 150 10	00 08 119	590.9
08 150 14 *	45.00	135	G3/8"	G3/8"	154	15	23	27	01 150 10	00 08 145	583.9
08 150 16 *	45.00	135	M12	G1/4"	154	15	23	30	01 150 10	00 06 15	588.3

* Complete the code indicating the compound: A= oil-resistant rubber; N= natural para rubber; S= silicon

Note: The force of the vacuum cups indicated in the table represents 1/3 of the value of the theoretical force calculated at a level of vacuum of -75 KPa and a factor of safety 3.

Transformation ratio: N (newton) = Kg x 9.81 (force of gravity)

inch = $\frac{\text{mm}}{25.4}$; pounds = $\frac{\text{g}}{453.6} = \frac{\text{Kg}}{0.4536}$

Adapters for GAS - NPT threading available on page 1.130