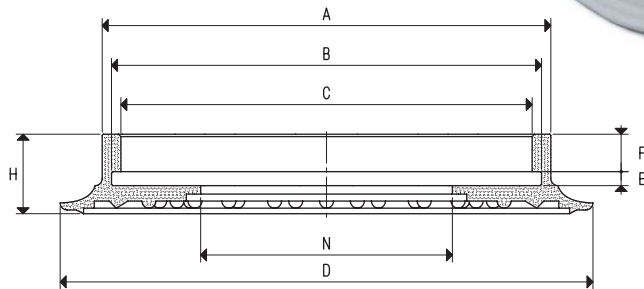





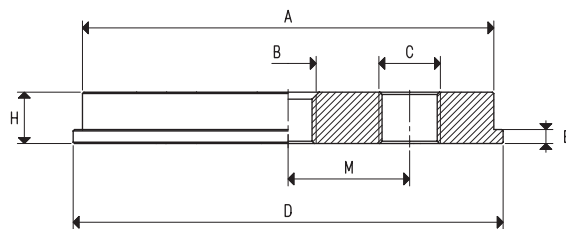
# ROUND FLAT VACUUM CUP WITH SUPPORTS



## VACUUM CUP

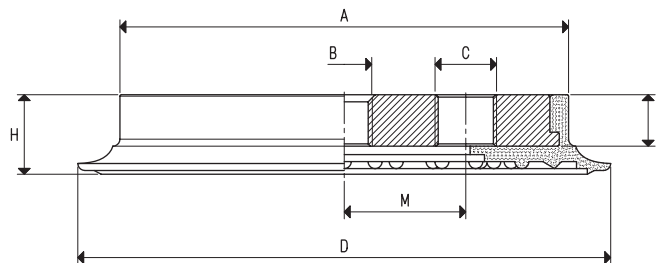
Item	Force Kg	Volume cm <sup>3</sup>	A Ø	B Ø	C Ø	D Ø	E	F	H	N Ø
01 110 10 *	23.74	24.9	96	91	87	114	3	8	17	54

\* Complete the code indicating the compound: A= oil-resistant rubber; N= natural para rubber; S= silicon



## SUPPORTS

Item	A Ø	B Ø	C Ø	D Ø	E	H	M	For vacuum cup item	Support material	Weight g
00 08 33	88	M12	--	92	3	11	--	01 110 10	aluminium	188.9
00 02 37	88	M8	G1/4"	92	3	11	26	01 110 10	aluminium	188.8
00 06 14	88	M12	G1/4"	92	3	11	26	01 110 10	aluminium	185.8
00 08 123	88	G3/8"	--	92	3	11	--	01 110 10	aluminium	186.1



## VACUUM CUPS WITH SUPPORT

Item	Force Kg	A Ø	B Ø	C Ø	D Ø	F	H	M	Vacuum cup item	Support item	Weight g
08 110 10 *	23.74	97	M12	--	114	11	17	--	01 110 10	00 08 33	233.2
08 110 11 *	23.74	97	M8	G1/4"	114	11	17	26	01 110 10	00 02 37	233.1
08 110 12 *	23.74	97	M12	G1/4"	114	11	17	26	01 110 10	00 06 14	230.1
08 110 13 *	23.74	97	G3/8"	--	114	11	17	--	01 110 10	00 08 123	230.4

\* Complete the code indicating the compound: A= oil-resistant rubber; N= natural para rubber; S= silicon

Note: The force of the vacuum cups indicated in the table represents 1/3 of the value of the theoretical force calculated at a level of vacuum of -75 KPa and a factor of safety 3.

Transformation ratio: N (newton) = Kg x 9.81 (force of gravity)      inch =  $\frac{\text{mm}}{25.4}$  ; pounds =  $\frac{\text{g}}{453.6} = \frac{\text{Kg}}{0.4536}$       Adapters for GAS - NPT threading available on page 1.130