

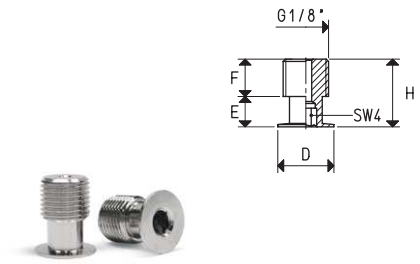


SUPPORTS FOR VACUUM CUPS

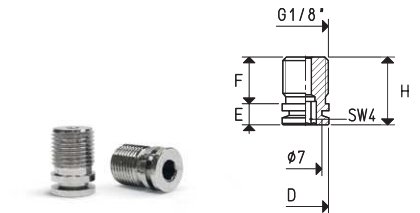
3D drawings are available on vuotecnica.net

1

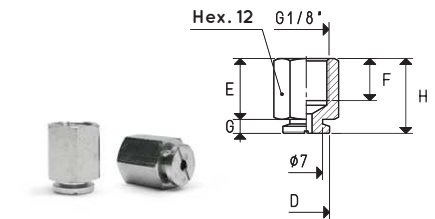
Item	D ∅	E	F	H	Support material	For vacuum cup item	Weight g
00 08 60	12	6.5	8	14.5	brass	01 19 17	5.6
						01 20 08	
						01 20 60	
						01 25 08	
						01 25 10	
						01 26 10	
						01 30 10	
01 35 10							



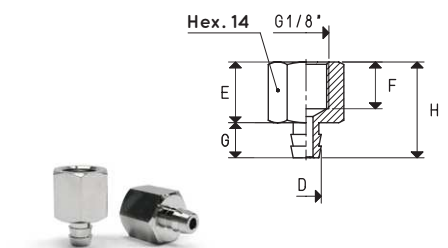
Item	D ∅	E	F	H	Support material	For vacuum cup item	Weight g
00 08 61	10	4.5	10	14.5	brass	01 18 50	6.5
						01 20 60	



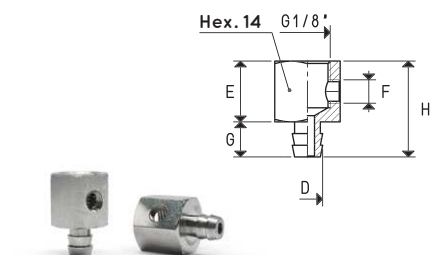
Item	D ∅	E	F	G	H	Support material	For vacuum cup item	Weight g
00 08 62	10	13	9	3	16	brass	01 18 50	9.4
							01 20 60	



Item	D ∅	E	F	G	H	Support material	For vacuum cup item	Weight g
00 08 64	6.5	13	10	7.5	20.5	brass	01 14 15	13.9
							01 15 23	
							01 18 12	
							01 18 23	
							01 18 29	
							01 18 35	



Item	D ∅	E	F ∅	G	H	Support material	For vacuum cup item	Weight g
00 08 65	6.5	13	M5	7.5	20.5	brass	01 14 15	13.7
							01 15 23	
							01 18 12	
							01 18 23	
							01 18 29	
							01 18 35	



Transformation ratio: N (newton) = Kg x 9.81 (force of gravity)

$$\text{inch} = \frac{\text{mm}}{25.4}; \text{pounds} = \frac{\text{g}}{453.6} = \frac{\text{Kg}}{0.4536}$$

Adapters for GAS - NPT threading available on page 1.130